

NOT FOR PUBLIC RELEASE

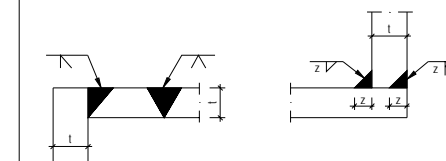
[] = dimension for cutout of wallcovering

REMARKS:

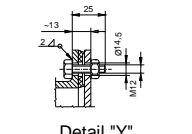
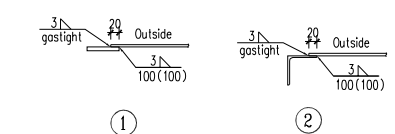
- All edge seams to be gastight.
- If not specified, all cover-sheets with 20 mm overlapping to section.

FP = full penetration welding

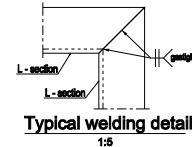
Z - INDICATION



TYPICAL WELDING DETAILS OF SHEETING



Detail "Y"
For Type MRAS



Typical welding detail

Scale:	Size:	Date:	Originator:
1:20	A0	12.03.2019	SGZ
SHOP DRAWING			
12.03.2019	SGZ	ZZF	FXF
Date	Originator	Checked	Approved
Issue For Fabrication			
IFF	01	Status	Issue
Linde		Re-Coldbox	
Linde AG		Connection ducts for LOX pumps	
Linde Engineering Division			
CODE			
PROJECT			
PL-NO.			

TYPICAL